



**JAMES
ANDERSON**



FOR SALE

£449,950

Plaza Gardens, London, SW15






Guide Price






Situated within the prestigious Grand Tower development in the heart of Putney, this beautifully presented one-bedroom apartment offers contemporary living in an exceptional location. Finished to a high standard throughout, the property combines modern design with comfort and convenience, making it an ideal home for first-time buyers, professionals, or investors alike.

The apartment features a spacious double bedroom, a stylish modern bathroom, and a bright open-plan reception room with a contemporary fitted kitchen. Floor-to-ceiling windows allow for an abundance of natural light, while a private balcony provides the perfect space to relax and unwind.

Perfectly positioned just moments from East Putney Underground Station, the property benefits from excellent transport links into Central London, alongside easy access to Putney High Street's vibrant selection of shops, cafés, restaurants and local amenities. The green open spaces of Wandsworth Park and the River Thames are also within easy reach, offering the perfect balance of city living and outdoor lifestyle.

Tenure - Leasehold
Council Tax - D
EPC Rating - TBC

-  One spacious double bedroom with fitted storage
-  One contemporary bathroom
-  Spacious open-plan living and dining area
-  Modern fitted kitchen
-  Council Tax Band D | EPC Rating TBC

-  East Putney Station
-  Putney High School and Ark Putney Academy.
-  Putney High Street
-  Private balcony
-  Concierge service



OPEN 7 DAYS A WEEK • Weekdays until 9pm • Weekends until 5pm

0208 785 4400

Grand Tower, Plaza Gardens

Approx Gross Internal Area
43 sq m / 466 sq ft



floorplan is only for illustrative purposes and is not to scale. Measurements of rooms, doors, windows, and any items are approximate. No responsibility is taken for any error, omission or mis-statement. Icons of items such as bathroom suites are representations only and may not look like the real items. Made with Made Snappy 360.

Energy Efficiency Rating		
	Current	Potential
Very energy efficient - lower running costs		
(92 plus) A		
(81-91) B		
(69-80) C		
(55-68) D		
(39-54) E		
(21-38) F		
(1-20) G		
Not energy efficient - higher running costs		
England & Wales	EU Directive 2002/91/EC	

Environmental Impact (CO ₂) Rating		
	Current	Potential
Very environmentally friendly - lower CO ₂ emissions		
(92 plus) A		
(81-91) B		
(69-80) C		
(55-68) D		
(39-54) E		
(21-38) F		
(1-20) G		
Not environmentally friendly - higher CO ₂ emissions		
England & Wales	EU Directive 2002/91/EC	

