



JAMES ANDERSON



FOR SALE

Leinster Avenue, London, SW14

An exceptional opportunity to acquire this charming first-floor Edwardian apartment, boasting three bedrooms and a generous loft space.

Lovingly maintained by the current owner, this delightful home retains an abundance of period features, including elegant fireplaces, original sash windows, picture rails, and internal doors. The accommodation comprises a welcoming entrance hallway leading to a spacious first-floor landing, a bright reception room with feature fireplace, a separate kitchen, three well-proportioned bedrooms, and a family bathroom. Externally, the property enjoys use of a rear garden area and is offered with a share of the freehold and no onward chain.






Perfectly positioned, the apartment is within easy reach of Richmond Park, Sheen Common, Richmond town centre, and overground stations, making it ideal for both tranquil living and excellent transport links.

Tenure: Share of freehold
Service charge: ADHOC
Ground rent: £0

£600,000

Offers In Excess Of

-  Three Bedrooms
-  One Bathroom
-  Separate Kitchen
-  Reception Room With Feature Fireplace
-  Share of Freehold | EPC D | Council Tax D

-  0.4 Miles To Mortlake Station (ZONE 3)
-  Thomson House Primary School [OUTSTANDING]
-  Central East Sheen Location
-  No Onward Chain
-  Access To Garden Area



OPEN 7 DAYS A WEEK • Weekdays until 9pm • Weekends until 5pm

020 8876 6611

Leinster Avenue

Approximate Gross Internal Area = 812 sq ft / 75.4 sq m
 (Including Shed)
 Shed = 45 sq ft / 4.2 sq m



This plan is not to scale and must be used as layout guidance only. All measurements and areas are approximate and should not be relied upon to provide accurate information. This plan must not be relied upon when making property valuations, design considerations or any other such relevant decisions. We accept no responsibility or liability (whether in contract, tort or otherwise) in relation to any loss whatsoever arising from or in connection with any use of this plan or the adequacy, accuracy or completeness of it or any information within it.



Energy Efficiency Rating		
	Current	Potential
<i>Very energy efficient - lower running costs</i>		
(92 plus) A		
(81-91) B		
(69-80) C		
(55-68) D		
(39-54) E		
(21-38) F		
(1-20) G		
<i>Not energy efficient - higher running costs</i>		
England & Wales	EU Directive 2002/91/EC	77

Environmental Impact (CO ₂) Rating		
	Current	Potential
<i>Very environmentally friendly - lower CO₂ emissions</i>		
(92 plus) A		
(81-91) B		
(69-80) C		
(55-68) D		
(39-54) E		
(21-38) F		
(1-20) G		
<i>Not environmentally friendly - higher CO₂ emissions</i>		
England & Wales	EU Directive 2002/91/EC	

