



JAMES
ANDERSON



TO LET

Ashlone Road, London, SW15

£3,500 Per Month

Per Month

Well presented three bedroom house to rent located on a popular residential road in West Putney. The property comprises three double bedrooms, two bathrooms, a large reception room and a kitchen / dining room with doors leading to a private rear garden.

Putney is renowned for its scenic riverside setting, with Ashlone Road benefiting from easy access to the Thames Path via Leaders Gardens and recreational opportunities along the river. Additionally, it is well-connected by public transport, with Putney Railway Station offering direct links to central London. The area is also known for its green spaces, including the nearby Putney Common, which provides residents with a peaceful retreat.

Ideal for families and professionals alike, Ashlone Road offers a relaxed, suburban atmosphere while remaining well-connected to the heart of London.



Three Bedrooms



Two Bathrooms



Open Plan Reception



Kitchen / Dining Room



EPC D / Council Tax G / Holding Deposit £807.69



Barnes Train Station



Private Garden



West Putney



Available End July



Minimum Term 12 Month / Deposit £4038.46



OPEN 7 DAYS A WEEK • Weekdays until 9pm • Weekends until 5pm

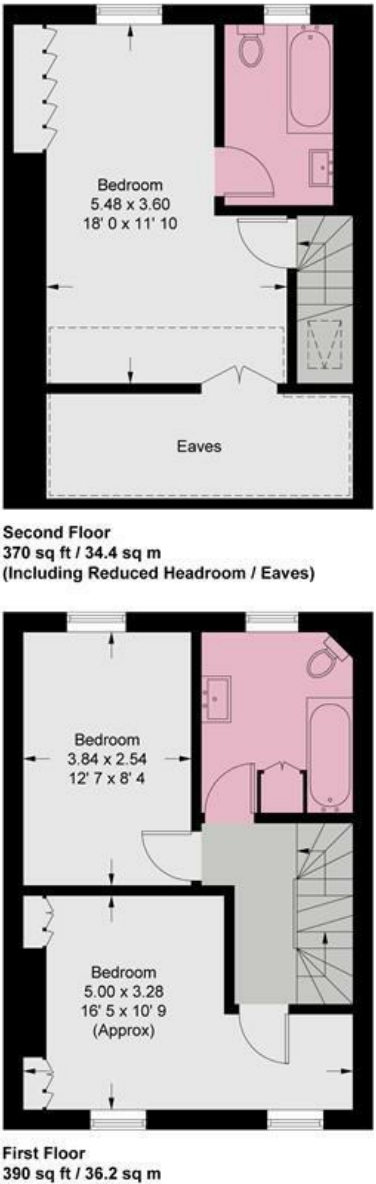
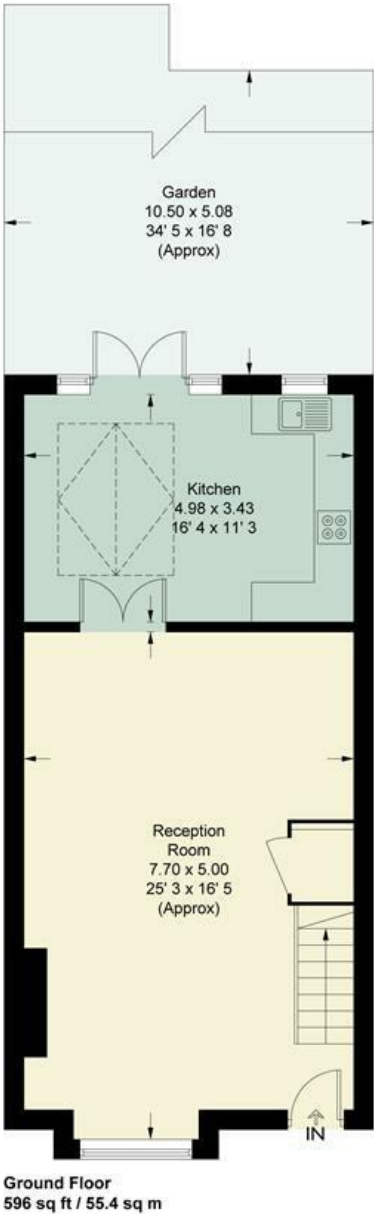
0208 785 4400

Ashlone Road

Approximate Gross Internal Area = 1356 sq ft / 126 sq m
(Including Reduced Headroom / Eaves)
Reduced Headroom / Eaves = 113 sq ft / 10.5 sq m




= Reduced headroom below 1.5m / 5'0



This plan is not to scale and must be used as layout guidance only. All measurements and areas are approximate and should not be relied upon to provide accurate information. This plan must not be relied upon when making property valuations, design considerations or any other such relevant decisions. We accept no responsibility or liability (whether in contract, tort or otherwise) in relation to any loss whatsoever arising from or in connection with any use of this plan or the adequacy, accuracy or completeness of it or any information within it.



Energy Efficiency Rating		
	Current	Potential
Very energy efficient - lower running costs		
(92 plus) A		80
(81-91) B		
(69-80) C		
(55-68) D	58	
(39-54) E		
(21-38) F		
(1-20) G		
Not energy efficient - higher running costs		
England & Wales		EU Directive 2002/91/EC 

Environmental Impact (CO ₂) Rating		
	Current	Potential
Very environmentally friendly - lower CO ₂ emissions		
(92 plus) A		
(81-91) B		
(69-80) C		
(55-68) D		
(39-54) E		
(21-38) F		
(1-20) G		
Not environmentally friendly - higher CO ₂ emissions		
England & Wales		EU Directive 2002/91/EC 