



**JAMES
ANDERSON**



FOR SALE







£1,150,000

Vernon Road, London, SW14

A charming three bedroom period family home with exceptional potential for extension, situated in a highly sought after location near Thomson House Primary School and Mortlake train station. This beautifully presented property boasts a bespoke side return extended kitchen/breakfast room, elegant period features, striking fireplaces, and high ceilings throughout.

The accommodation is arranged to offer a spacious, buggy-friendly entrance hallway, a bay-fronted double reception room, one family bathroom, two generous double bedrooms, and a large principal bedroom with fitted wardrobes. Additional benefits include gas central heating, ample storage—including a large loft—and low-maintenance front and rear gardens. The property also enjoys the advantage of rear access from Oaklands Road and holds significant potential for further extension, with the opportunity to create additional bedrooms in the loft. (subject to the usual consents).

Vernon Road is a quiet residential road conveniently positioned moments from East Sheen Town Centre and its array of shops, cafes and restaurants, as well as being a short walk from Richmond Park and Mortlake Train Station.

-  Three Double Bedrooms
-  One Family Bathroom
-  Double Reception Room
-  Extended Kitchen / Breakfast Room
-  Freehold | EPC E | Council Tax Band
-  Just 0.2 Miles From Mortlake Station
-  Thomson House Primary School Catchment
-  Central Location
-  No Onward Chain
-  LOFT EXTENSION POTENTIAL (STPP)



OPEN 7 DAYS A WEEK • Weekdays until 9pm • Weekends until 5pm

020 8876 6611

Vernon Road

Approximate Gross Internal Area = 1306 sq ft / 121.3 sq m



This plan is not to scale and must be used as layout guidance only. All measurements and areas are approximate and should not be relied upon to provide accurate information. This plan must not be relied upon when making property valuations, design considerations or any other such relevant decisions. We accept no responsibility or liability (whether in contract, tort or otherwise) in relation to any loss whatsoever arising from or in connection with any use of this plan or the adequacy, accuracy or completeness of it or any information within it.



Energy Efficiency Rating		Current	Potential
Very energy efficient - lower running costs			
(92 plus) A			
(81-91) B			
(69-80) C			
(55-68) D			
(39-54) E			
(21-38) F			
(1-20) G			
Not energy efficient - higher running costs			
England & Wales		EU Directive 2002/91/EC	

Environmental Impact (CO ₂) Rating		Current	Potential
Very environmentally friendly - lower CO ₂ emissions			
(92 plus) A			
(81-91) B			
(69-80) C			
(55-68) D			
(39-54) E			
(21-38) F			
(1-20) G			
Not environmentally friendly - higher CO ₂ emissions			
England & Wales		EU Directive 2002/91/EC	

