




**JAMES
ANDERSON**

Roehampton Lane
Putney SW15
Guide Price £1,150,000



Roehampton Lane Putney SW15

Brought to the market for the first time in over 40 years, this exquisite period family home is set in a prime position, offering uninterrupted, scenic views over the renowned Roehampton Club's tennis courts and playing fields. Full of timeless character and original charm, this substantial family home is a rare find, combining generous living space, period detailing, and significant future potential.

From the moment you step inside, the home welcomes you with a sense of grandeur. The entrance hallway sets a refined tone, leading to two large reception rooms, both perfectly suited for entertaining or relaxed everyday living. These beautifully proportioned rooms are rich in original features, including intricate ornate corning, decorative ceiling roses, handsome feature fireplaces, and soaring ceilings that enhance the feeling of space and light throughout.



To the rear, a well-sized kitchen and breakfast room offers views across and access to the long, sun-drenched garden ideal for outdoor dining or family play. The space also presents a fantastic opportunity for reconfiguration or extension, subject to planning permission, to create a contemporary kitchen-dining-living area.

Upstairs, the first floor hosts four generously sized bedrooms, all flooded with natural light. The two front-facing rooms are particularly impressive, offering far-reaching panoramic views across the beautifully maintained grounds of Roehampton Club, a rare and sought-after outlook. Additionally, a loft room offers flexible space with excellent potential for further extension or development (STPP).

Homes of this calibre, with both charm and potential, seldom come to the market. With refurbished homes in the area achieving premium prices, this is a superb opportunity for buyers seeking to create a bespoke family home. Sold with no onward chain, this is a seamless opportunity to secure one of the area's most desirable period properties only moments from Barnes Station and green open spaces.

















Roehampton Lane

Approximate Gross Internal Area = 2547 sq ft / 236.6 sq m
 (Including Reduced Headroom / Eaves)
 Reduced Headroom / Eaves = 264 sq ft / 24.5 sq m



**JAMES
ANDERSON**



**JAMES
ANDERSON**

This plan is not to scale and must be used as layout guidance only. All measurements and areas are approximate and should not be relied upon to provide accurate information. This plan must not be relied upon when making property valuations, design considerations or any other such relevant decisions. We accept no responsibility or liability (whether in contract, tort or otherwise) in relation to any loss whatsoever arising from or in connection with any use of this plan or the adequacy, accuracy or completeness of it or any information within it.





78 Lower Richmond Road
Putney
SW15 1LL

020 8788 6611
sales@japutney.co.uk
www.jamesanderson.co.uk

