



**JAMES
ANDERSON**



FOR SALE

£515,000











3 Alton Road, London, SW15

Guide Price

Measuring just over 750 sq ft, this well presented two bedroom, two bathroom modern flat is located on Alton Road, Roehampton, within close proximity to Richmond Park, Putney Heath and Wimbledon Common. The property comprises a lovely bright open plan kitchen / reception room, two double bedrooms (one with an en-suite bathroom) and a family bathroom. The property also benefits from off-street parking.

Alton Road runs off Roehampton Lane and is therefore a short walk from the wide open spaces of Putney Heath and Wimbledon Common. Also close at hand is Roehampton High Street and Waitrose local. There also numerous buses with swift access to Putney, Barnes and beyond.

Leasehold 144, expires 2168
Council tax band E
EPC rating B
Service charge £1500 PA
Ground rent £125 PA

-  Two Double Bedrooms
-  Great Bus Links and Access to the A3
-  Two Bathrooms (One En-suite)
-  Close to Roehampton University
-  Open Plan Living Room, Light and Spacious
-  No Onward Chain
-  Modern Fitted Kitchen
-  Second Floor
-  Leasehold 144, expires 2168 Council tax band E EPC rating B
-  747 Sq Ft

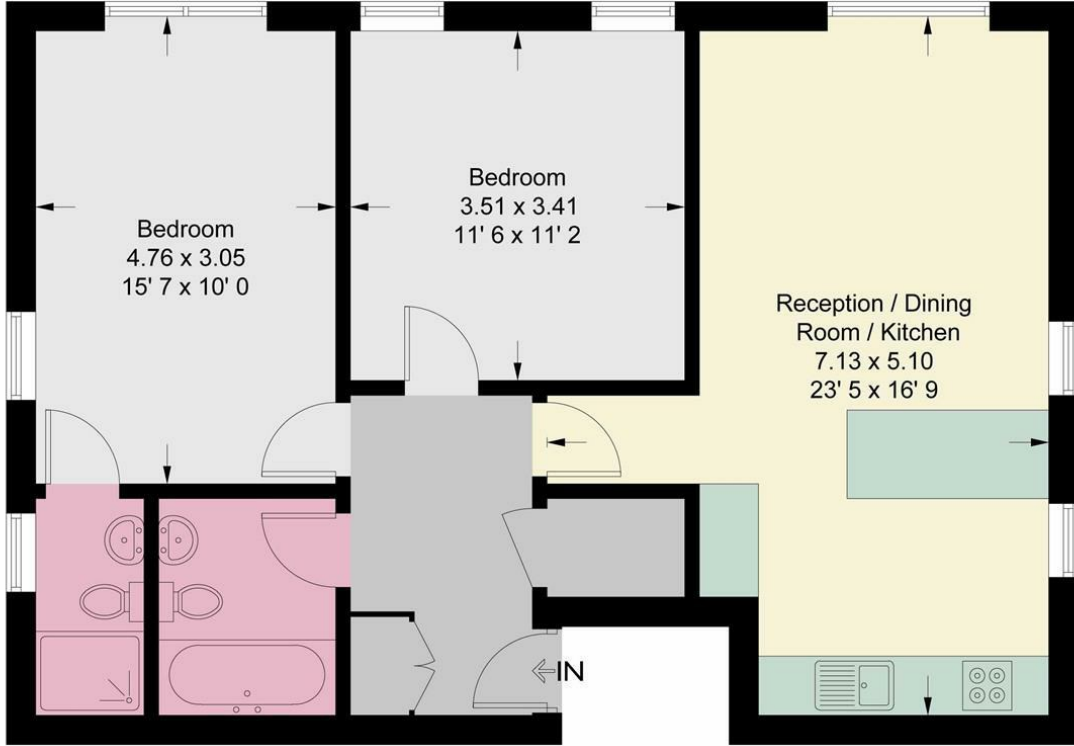


OPEN 7 DAYS A WEEK • Weekdays until 9pm • Weekends until 5pm

020 8788 6611

Alton Road

Approximate Gross Internal Area = 747 sq ft / 69.4 sq m



Second Floor

This plan is not to scale and must be used as layout guidance only. All measurements and areas are approximate and should not be relied upon to provide accurate information. This plan must not be relied upon when making property valuations, design considerations or any other such relevant decisions. We accept no responsibility or liability (whether in contract, tort or otherwise) in relation to any loss whatsoever arising from or in connection with any use of this plan or the adequacy, accuracy or completeness of it or any information within it.



Energy Efficiency Rating		
	Current	Potential
Very energy efficient - lower running costs		
(92 plus) A		
(81-91) B		
(69-80) C		
(55-68) D		
(39-54) E		
(21-38) F		
(1-20) G		
Not energy efficient - higher running costs		
England & Wales	EU Directive 2002/91/EC	

Environmental Impact (CO ₂) Rating		
	Current	Potential
Very environmentally friendly - lower CO ₂ emissions		
(92 plus) A		
(81-91) B		
(69-80) C		
(55-68) D		
(39-54) E		
(21-38) F		
(1-20) G		
Not environmentally friendly - higher CO ₂ emissions		
England & Wales	EU Directive 2002/91/EC	

