



**JAMES
ANDERSON**



TO LET









Warwick Drive, London, SW15

£1,750 Per Month

Per Month

Newly refurbished one bedroom property to rent with private balcony and off street parking.

The location is ideal, close proximity to Putney High Street, riverside and embankment with the shops, cafes and boutiques of Upper and Lower Richmond Road on your doorstep. Transport links are easily accessible via Upper Richmond road and Putney train station with a selection of bus links immediately available into town.

-  One Bedroom
-  Modern Bathroom
-  Large Dual Aspect Reception Room
-  Modern Kitchen
-  EPC C / Council Tax C / Holding Deposit £426.92
-  Putney Train Station
-  Putney High
-  Balcony
-  Private Parking
-  Minimum Term 12 Months / Deposit £2019.23



OPEN 7 DAYS A WEEK • Weekdays until 9pm • Weekends until 5pm

0208 785 4400

March Court

Approximate Gross Internal Area = 592 sq ft / 55 sq m



**JAMES
ANDERSON**



Fifth Floor

This plan is not to scale and must be used as layout guidance only. All measurements and areas are approximate and should not be relied upon to provide accurate information. This plan must not be relied upon when making property valuations, design considerations or any other such relevant decisions. We accept no responsibility or liability (whether in contract, tort or otherwise) in relation to any loss whatsoever arising from or in connection with any use of this plan or the adequacy, accuracy or completeness of it or any information within it.



| Energy Efficiency Rating | | Current | Potential |
|---|--|-------------------------|-----------|
| Very energy efficient - lower running costs | | | |
| (92 plus) A | | | |
| (81-91) B | | | |
| (69-80) C | | | |
| (55-68) D | | | |
| (39-54) E | | | |
| (21-38) F | | | |
| (1-20) G | | | |
| Not energy efficient - higher running costs | | | |
| England & Wales | | EU Directive 2002/91/EC | |

| Environmental Impact (CO ₂) Rating | | Current | Potential |
|---|--|-------------------------|-----------|
| Very environmentally friendly - lower CO ₂ emissions | | | |
| (92 plus) A | | | |
| (81-91) B | | | |
| (69-80) C | | | |
| (55-68) D | | | |
| (39-54) E | | | |
| (21-38) F | | | |
| (1-20) G | | | |
| Not environmentally friendly - higher CO ₂ emissions | | | |
| England & Wales | | EU Directive 2002/91/EC | |

